

ø16 - ø170 mm
ø0,625 to ø6,625 "



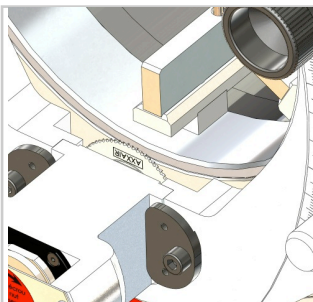
www.axxair.com

V3.5-11-2014

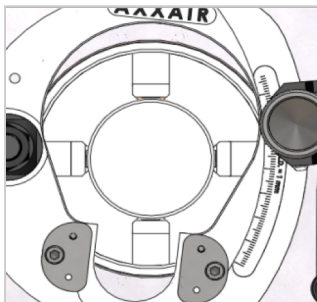


Technical Specifications

- Basic **stainless steel** jaws Ø 2,75" to Ø 6,625" (70 to 170 mm)
- Included stainless steel auxiliary jaws Ø 0,625" to Ø 4,65" (16 to 118 mm)
- **Cutting precision:** perpendicular cutting <0.25 mm
- **Scalability:** may be transformed into a bevelling and orbital welding machine
- Dual-output cutting motor with 2 blade positions for uptake
- **Weight:** 44 kg (easy handling)




Blade-jaw distance of 2/13.5 mm. Limits vibration and tube distortion



Concentric clamping with 4 jaws in **stainless steel**, standard, to eliminate tube distortion



Motors: slow, fast, pneumatic



Rotation handle as **standard:** extends blade life and optimizes cutting quality

References	Motors	Accessories	Consumables
171FS29	Motor 220V, mono : FS29: Thickness inox <5mm FS25: Thickness Inox >5mm	CCPS21: support feet CCBSB-001: bench with height adjustment - 1.5 m CCBSB-002: additional 1.5 m bench	LS6872 : 1 to 3 mm LS6844 : 2 to 7 mm LS8080: 1 to 3 mm LS8054: 2 to 7 mm LS8034 : 5 to 12 mm LS9038 : 5 to 15 mm LS63100 : 0.7 to 1,5 mm
171FS19	Motor 110V, mono : FS19: Thickness inox <5mm FS15: Thickness Inox >5mm	CCDT: extended penetration lever	LC300 : Bevelling blade 30° LC375 : Bevelling blade 37,5° LCA9028A : Carbide saw blades for carbon steel only thick. 4 to 15mm
171FS25	MOPD: pneumatic 60 to 110 rpm, air flow rate 1500 l/min at 6 bar	SAEP-00 : electric rotation autoline 1CC21 to CC321 (110 V - 230V)	CCLUSH: lubricant
171FS15	All motors are delivered in their individual case, including the necessary tools	CCSER1/CCSER2: simple/bearing stand	
171PD			

